

# AirBnb Listing Overview



### Filter by City

Antwerp

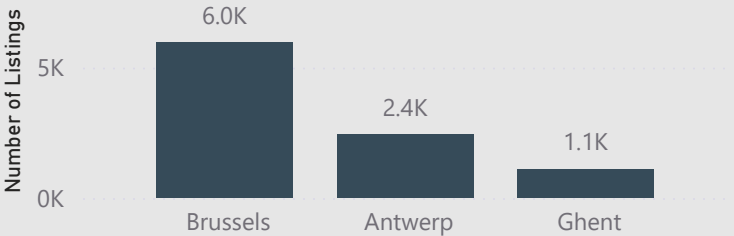
Brussels

Ghent

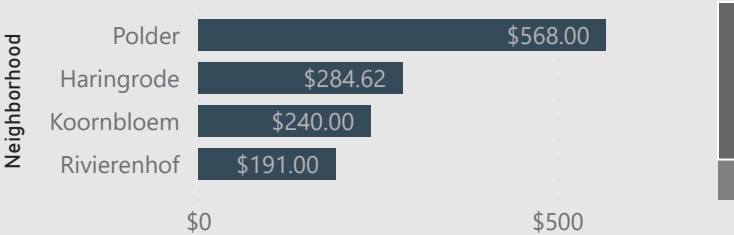
### Top 7 Expensive Listings and their Review Scores

Price	Avg Review Score	Listing
\$40,000	5.00	Cosy & well located flat in Br
\$8,589	4.53	Studio au centre ville
\$7,596	4.91	Cosy apartment in trendy ne
\$4,373	4.93	Appartement 3 chambres - q
\$1,855	4.88	Appartement 2 chambres - q
\$72,696	4.30	

### No. of Listings per City



### Most Expensive Neighborhoods

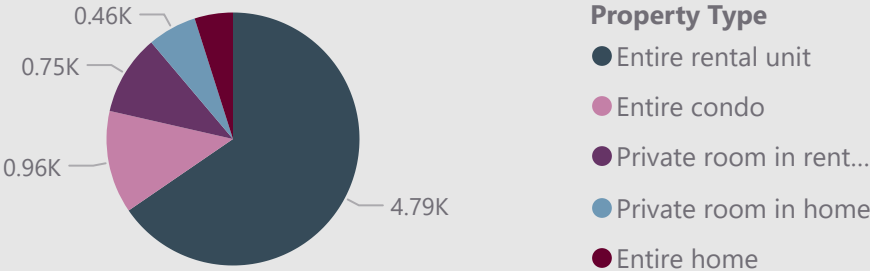


### Hosts with the most Listings

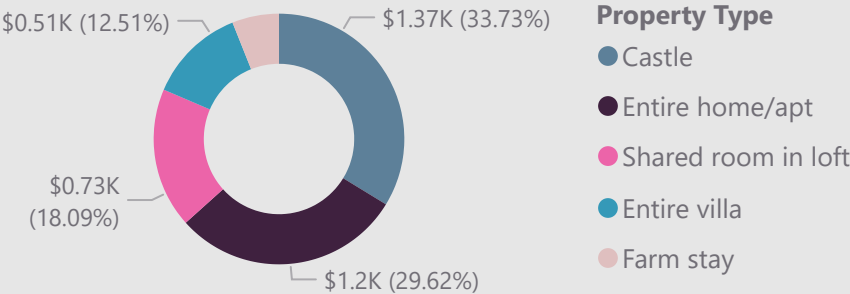
Response rate and Year started

Luca	100%
Name	Response Rate
119	2018
Number of Li...	Year
Sweet Inn	100%
Name	Response Rate
116	2014
Number of Li...	Year
Elisa	100%
Name	Response Rate
97	2019
Number of Li	Year

### 5 Most Listed Property Types



### Most Expensive Property Types



5908

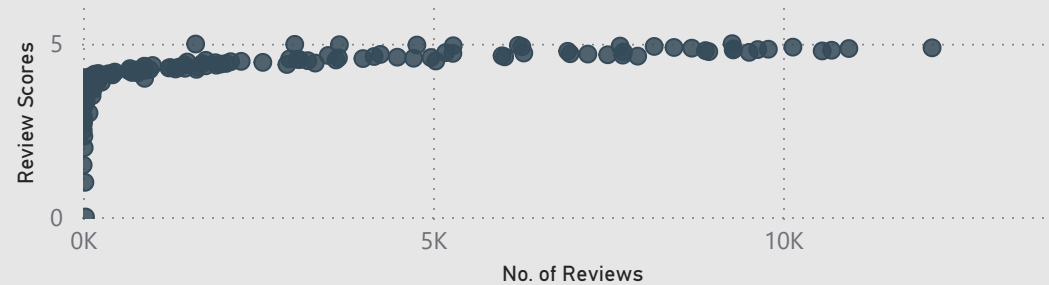
Airbnb Hosts in Total



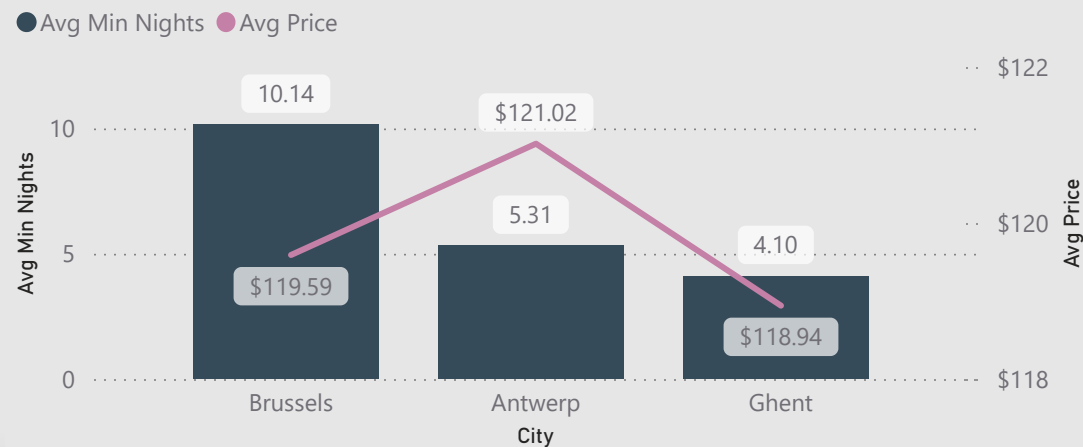
## Insights on Location Quality



### Correlation between No. of reviews and score

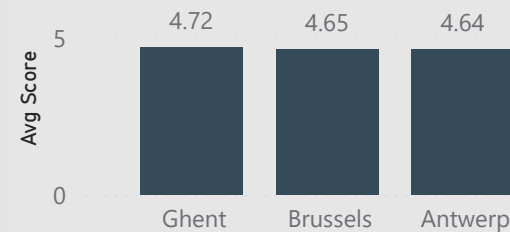


### Avg Min Nights and Avg Price by City



### Quality across locations

#### Avg Review Scores per City



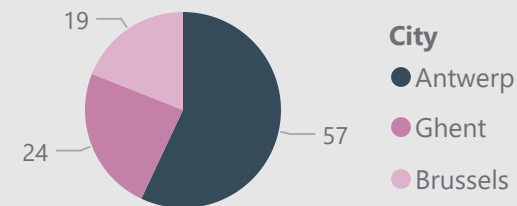
#### Percentage of 5 star listings per city

Antwerp	2441
name	No. of Listings
18.93%	
5 Review Score	

Brussels	5951
name	No. of Listings
17.58%	
5 Review Score	

Ghent	1107
name	No. of Listings
17.34%	

#### No. of Airbnb Neighborhoods



Ghent had the highest average review score at 4.72 , 1.75% higher than Antwerp, which had the lowest at 4.64.

Interestingly, despite Antwerp having a greater proportion of listings with a perfect 5-star rating, Ghent's higher average suggests that more of its listings consistently score close to 5.

This indicates a more uniformly positive experience among Ghent's listings, whereas Antwerp may have a mix of extremes.

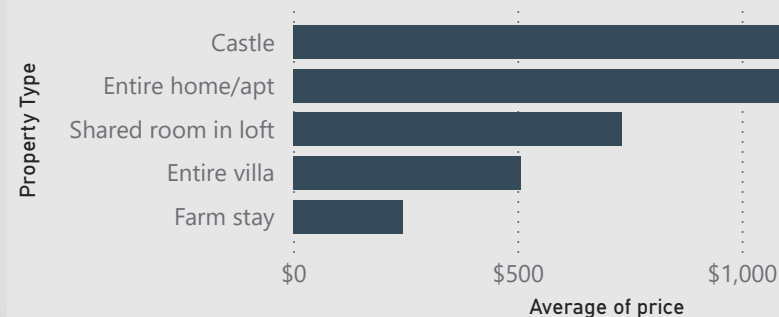




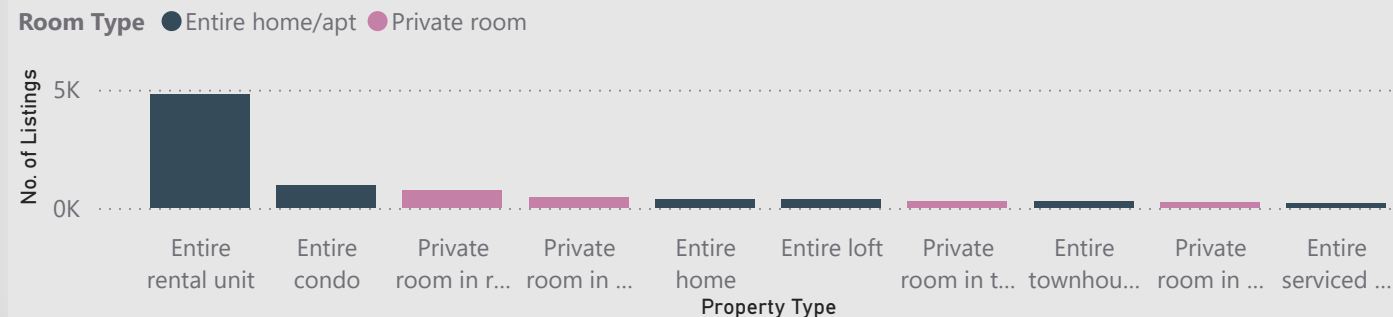
## What types of properties dominate and perform?



### Most Expensive Property Types



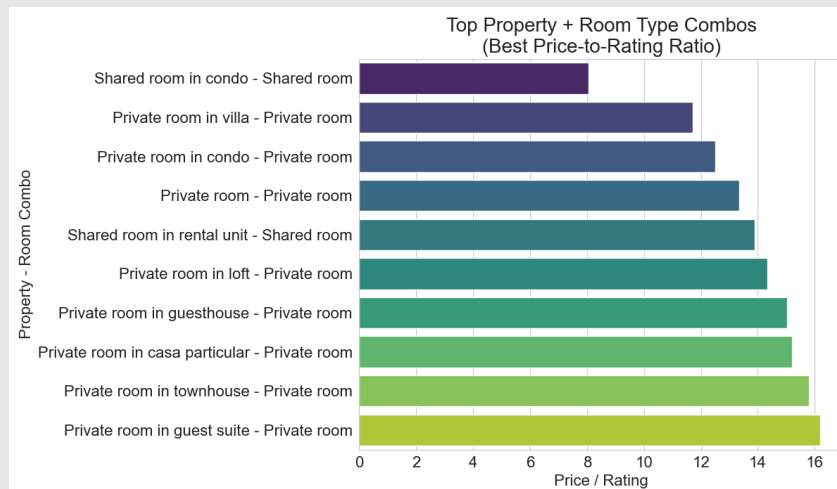
### Most Common room type within each property



Which Property + Room Type Combinations Offer the Best Value for Guests?

68

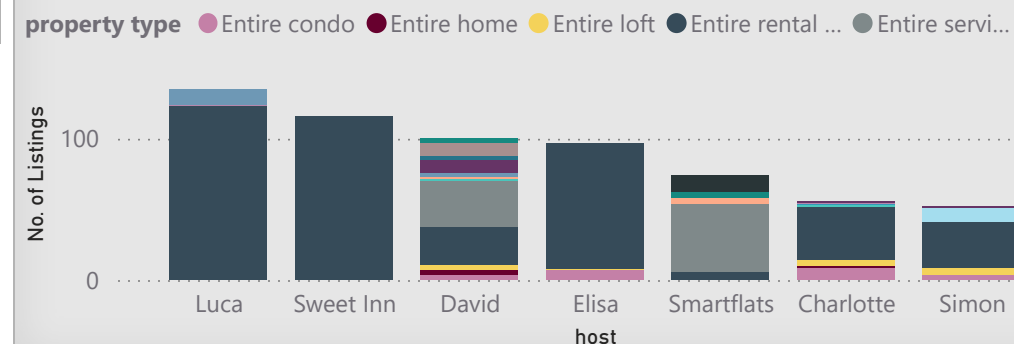
Total Types of Properties



### Highest rated property types



### Most Listed property types by hosts



### Most Listed property type per City

City	Entire condo	Entire home	Entire rental unit	Private room in home	Private room in rental unit	Total
Antwerp	369	95	1238	75	84	1861
Brussels	477	166	3244	285	604	4776
Ghent	115	98	308	99	63	683
Total	961	359	4790	459	751	7320



## What are users saying and how are listings being perceived?

### Top 5 Listings by No. of Reviews

Listings	City	no. of Reviews
Small & Convenient Studio Apartment	Brussels	1459
Saint Boniface Rooftop	Brussels	916
Charming Room In Guest House Center	Brussels	904
A Flat with a View	Brussels	902
La cabane	Ghent	845
<b>Total</b>		<b>5026</b>

# 5908 : 9499

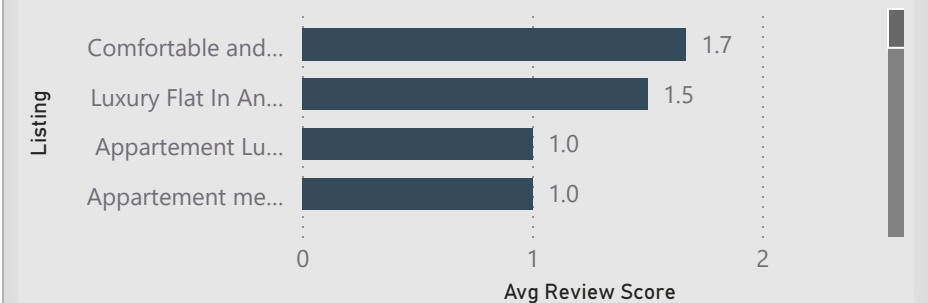
Ratio of Hosts to Listings

# 1.61

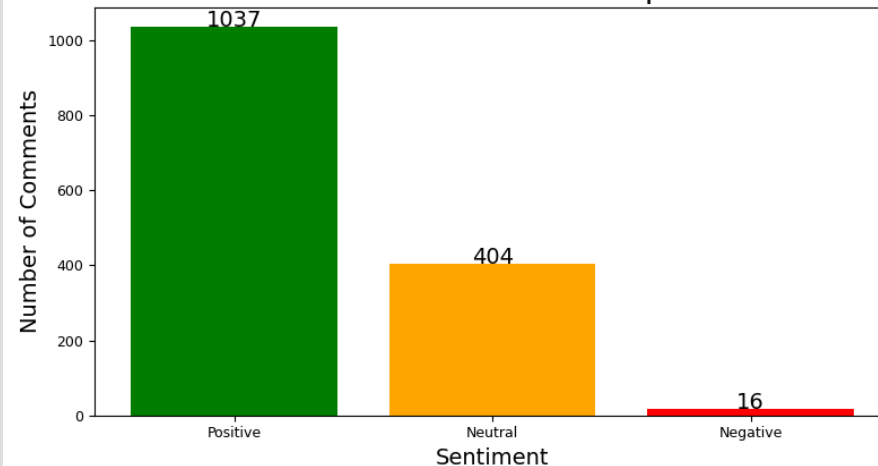
Avg Listings per Host

*Do hosts with many listings get worse scores due to less attention?*

### Lowest Rated Listings



### Sentiment Distribution for Most Reviewed Listing: Small & Convenient Studio Apartment



### Listings per Host Vs Avg Score per Host

